


Neo-Dyn® Series 160P Differential Pressure Switch



**Weather Proof
(NEMA 4 and 13)**

DESCRIPTION

Mid-range, adjustable differential pressure switch. Efficient Nega-Rate® Belleville disc spring sensing mechanism. Weather proof enclosure and stable set points during system pressure changes makes this switch ideal for a wide variety of applications.

Operating Pressure Data

Adjustable Range Number	Adjustable Set Point Range		Deadband (approximate)	Maximum Recommended System Pressure	Proof Pressure
	Increasing	Decreasing			
2	1.1 to 15	.75 to 14.65	.35	300	500 Hi/Low 200 Low/Hi
4	1.5 to 18	.3 to 16.8	1.2	500	1000 Hi/Low 400 Low/Hi
6	5 to 60	2 to 57	3	500	1000 Hi/Low 400 Low/Hi
7	55 to 110	49 to 104	6	500	1000 Hi/Low 400 Low/Hi

All values given in psid.

Standard Specifications

Electrical

Snap action electrical switch listed by Underwriters' Laboratories, Inc. and CSA Testing Laboratories

Electrical Connection

½" - 14 NPT female conduit connection with terminal block

Pressure Connection

¼" - 18 NPT Female

Temperature Range*

Ambient: -40°F to +180°F
(-40°C to +82°C)

Media: -40°F to +250°F
(-40°C to +121°C)

*Temperature limits change with O-Ring selection

Adjustment

Concealed wrench flat adjustment with range scale

Shipping Weight

Approximately 3.5 pounds

Ordering Sequence — Select desired option for each category

OPTIONS

Wetted Material

- 1 Aluminum port and body, Teflon coated polyimide diaphragm, Buna-N O-Rings and stainless steel
- 4 Stainless steel, Teflon coated polyimide diaphragm and Buna-N O-Rings

Adjustable Range

- 2 .75 psid dec. to 15 psid inc. (0.1 bar dec. to 1.0 bar inc.)
- 4 .3 psid dec. to 18 psid inc. (0.0 bar dec. to 1.2 bar inc.)
- 6 2 psid dec. to 60 psid inc. (0.1 bar dec. to 4.1 bar inc.)
- 7 49 psid dec. to 110 psid inc. (3.4 bar dec. to 7.6 bar inc.)

Electrical Form

- C 15 amps 125, 250 or 480 VAC; 2 amps 600 VAC; ½ hp 125 VAC; ¼ hp 250 VAC; .5 amps resistive, .04 amps inductive 125 VDC
- CC 11 amps and ¼ hp 125 or 250 VAC; 5 amps resistive, 3 amps inductive 28 VDC; .5 amps resistive 125 VDC

Enclosure

- 3 Meets or exceeds the requirements of NEMA Type 3, 3R, 3S, 4, 4X and 13

Miscellaneous

- A Epoxy paint exterior — extra protection for severe environments
- B Viton O-Ring
- C EPR O-Ring
- L Neon indicator light — 115 VAC
- M Gold electrical contacts for extremely low current applications
- S Stainless steel diaphragm (Ranges 2 & 4 and Wetted Material 4 only)

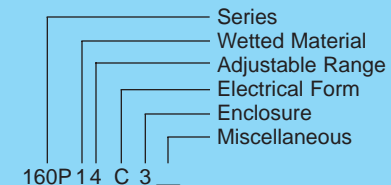
Special (Consult representative or factory)

- Non-catalog adjustable range and/or set point, deadband and proof pressure
- Operating temperature capability from -65°F to +350°F
- 10 amps 125 VDC electrical rating
- Chemical seals installed
- Optional orientation of Low Pressure Port

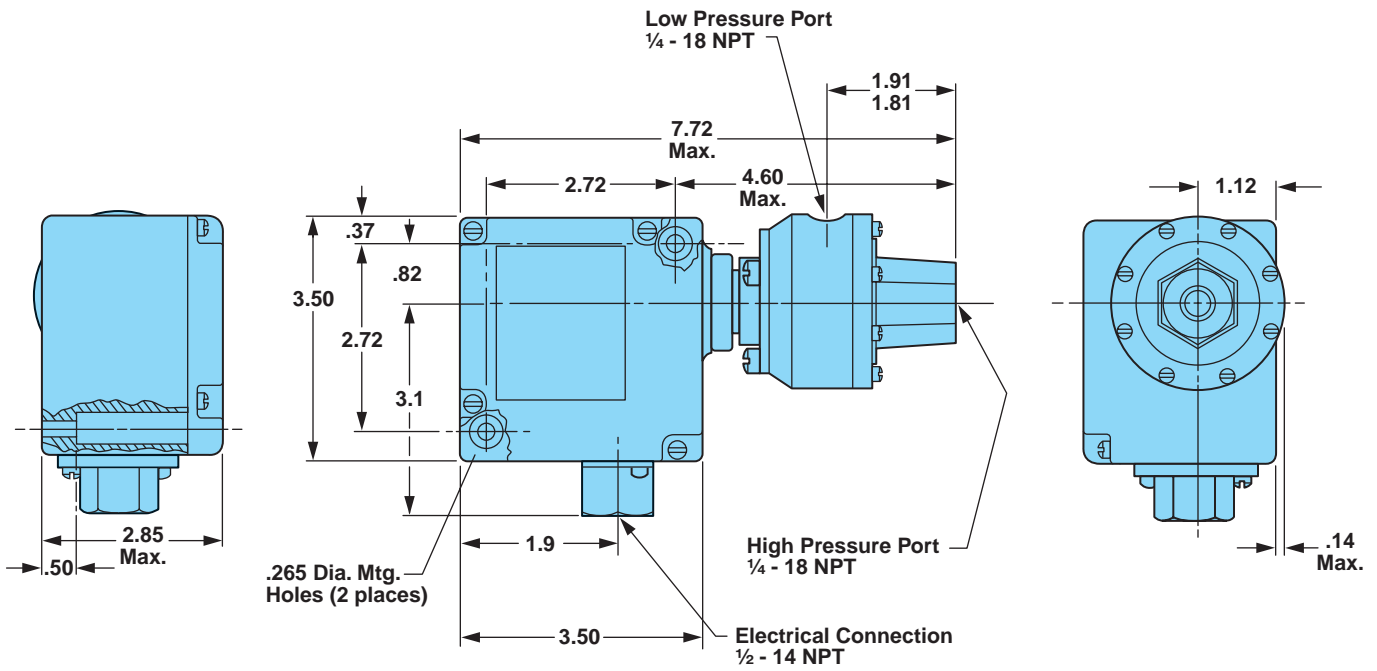
Ordering Procedure

- When factory presetting is desired, stipulate set point, increasing or decreasing
- Insert available option number or letter designation as required

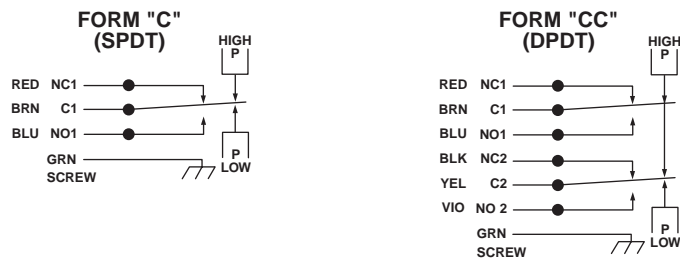
Example



Envelope Dimensions

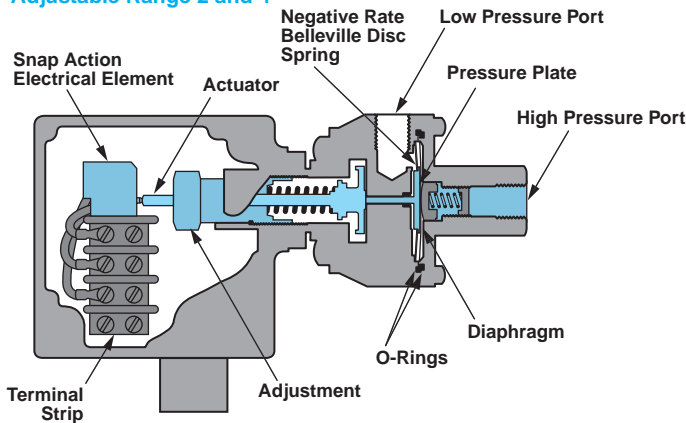


Electrical Form



Basic Principles of Design

Adjustable Range 2 and 4



Adjustable Range 6 and 7

